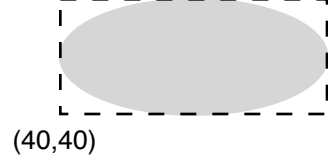


Write the commands to draw the indicated figures (watch out for fill versus draw!). Do not draw the dashed lines. Assume the paint brush has been set correctly already. Remember that most of the commands need the upper left corner (x,y) position, as well as the width and height of the bounding box.


1) (20,30)



2) (40,10) (100,10)

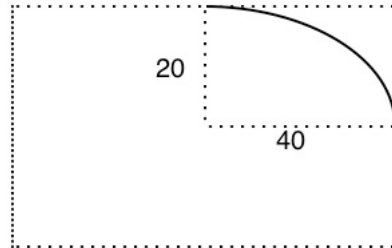


3) center: (50,60)  
height: 100  
width: 40

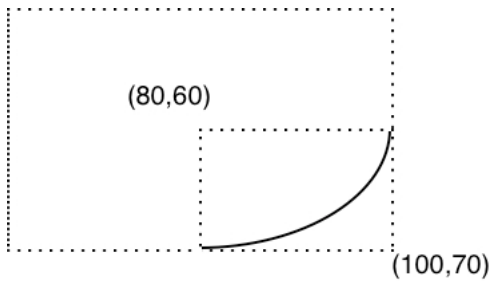


(20,30)

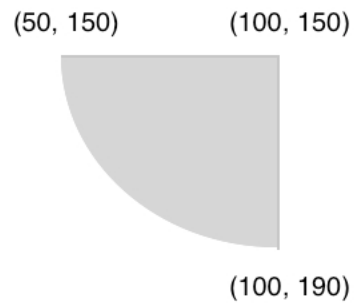
4)



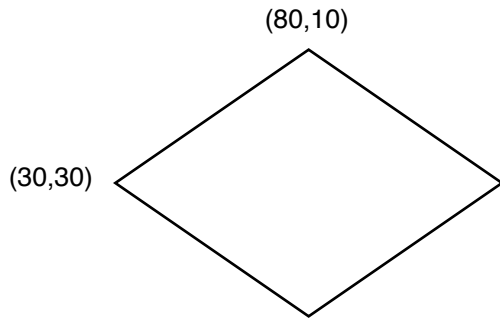
5)



6)



7) (Hint: use a polygon)



---

---

---

---

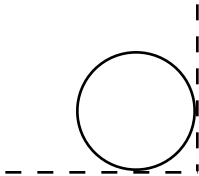
---

---

9) Radius = 13

Circle touches lower right hand corner

Hint: use getWidth() and getHeight()



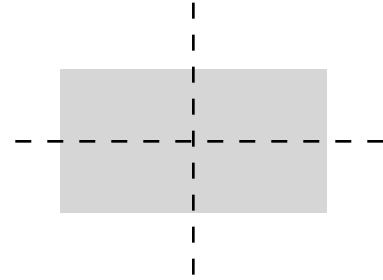
---

8) Width = 50

Height = 20

Center: Center of drawing area

Hint: use getWidth() and getHeight()

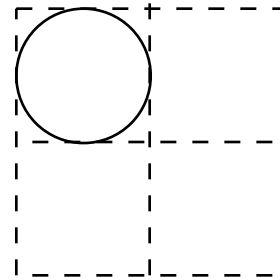


---

10) This **oval** is always in the upper left

It always takes up a quarter of the space

Hint: use getWidth() and getHeight()



---