


If you are receiving the programs:

1) Connect your calculator to another using the black wire. Make sure it is fastened securely.

2) Hit the  key , followed by the  key.


3) Arrow over to RECEIVE and hit the  key.

4) Wait for the other person to send you the files. If you get an error about OVERWRITING, that means you are receiving a program that has the same name as a program you already have. You can decide to keep your old program, or to use my new program.


5) Share the programs you just received with someone else!


If you are sharing the programs with someone else:

1) Connect your calculator to another using the black wire. Make sure it is fastened securely.

2) Hit the  key , followed by the  key.

3) Arrow down to option 3 **Prgm...** and hit the  key.

4) Select each of the program names by hitting the  key. A black square should appear next to the name.

5) Arrow over to TRANSMIT and hit the  key.